







Dto Local	Nom Mpio	Municipio	No. de Seccion	Tipo	Lista Nominal							FILIBERTO LOPEZ MALDONADO	FORMULAS NO REGISTRADAS	VOTACION VALIDA EMITIDA	VOTOS NULOS	VOTACION EMITIDA	
2	17	GUADALCAZAR	437	B01	541	110	176	5	2	10	18	31	0	352	17	369	
2	17	GUADALCAZAR	438	B01	179	47	49	2	1	9	8	22	0	131	1	132	
2	17	GUADALCAZAR	439	B01	441	95	147	4	4	0	27	24	0	301	5	306	
2	17	GUADALCAZAR	439	ED1	97	37	14	0	2	0	0	11	0	64	1	65	
2	17	GUADALCAZAR	440	B01	517	88	228	1	4	0	13	24	0	358	26	384	
2	17	GUADALCAZAR	441	B01	609	122	230	1	6	1	3	39	0	402	17	419	
2	17	GUADALCAZAR	441	C01	608	129	213	0	2	1	5	51	0	401	21	422	
2	17	GUADALCAZAR	442	B01	250	47	106	1	0	0	0	28	0	182	3	185	
2	17	GUADALCAZAR	443	B01	378	73	136	1	4	0	9	14	0	268	16	284	
2	17	GUADALCAZAR	443	C01	377	68	133	2	1	0	4	30	0	247	12	259	
2	17	GUADALCAZAR	444	B01	193	46	79	0	0	0	1	16	0	142	7	149	
2	17	GUADALCAZAR	445	B01	467	143	109	1	1	7	4	20	0	285	17	302	
2	17	GUADALCAZAR	446	B01	719	137	234	10	3	16	10	35	0	445	21	466	
2	17	GUADALCAZAR	447	B01	564	121	218	4	5	5	0	41	0	394	15	409	
2	17	GUADALCAZAR	447	C01	564	104	225	3	3	6	1	37	0	379	12	391	
2	17	GUADALCAZAR	447	C02	564	95	243	3	3	5	2	36	0	387	7	394	
2	17	GUADALCAZAR	448	B01	671	134	256	6	0	4	5	48	0	455	30	485	
2	17	GUADALCAZAR	449	B01	706	172	266	0	6	3	12	42	0	501	18	519	
2	17	GUADALCAZAR	450	B01	707	139	283	7	3	1	2	47	0	482	16	498	
2	17	GUADALCAZAR	451	B01	491	104	158	36	1	5	3	43	0	350	21	371	
2	17	GUADALCAZAR	451	C01	491	79	188	26	8	10	7	35	3	356	11	367	
2	17	GUADALCAZAR	451	ED1	410	79	172	4	1	1	1	47	0	305	12	317	
2	17	GUADALCAZAR	451	E1C1	410	78	124	4	0	5	2	71	0	284	27	311	
2	17	GUADALCAZAR	452	B01	393	14	227	0	2	1	1	3	0	248	24	272	
2	17	GUADALCAZAR	453	B01	163	18	75	0	0	0	0	12	0	105	5	110	
2	17	GUADALCAZAR	454	B01	404	87	138	2	3	2	5	20	0	257	19	276	
2	17	GUADALCAZAR	454	C01	403	106	144	5	3	1	6	18	0	283	11	294	
2	17	GUADALCAZAR	455	B01	127	3	75	0	0	0	0	1	0	79	3	82	
2	17	GUADALCAZAR	456	B01	108	35	29	0	0	0	3	10	0	77	8	85	
2	17	GUADALCAZAR	457	B01	400	108	145	2	2	0	3	25	0	285	12	297	
2	17	GUADALCAZAR	458	B01	497	47	141	19	0	1	143	0	37	0	388	8	396
2	17	GUADALCAZAR	459	B01	144	29	48	5	3	0	0	14	0	100	2	102	
2	17	GUADALCAZAR	460	B01	150	19	56	3	3	2	2	9	0	94	10	104	
2	17	GUADALCAZAR	461	B01	217	62	121	6	3	1	2	10	0	131	12	143	
2	17	GUADALCAZAR	462	B01	661	192	165	6	6	1	5	28	0	403	23	426	
2	17	GUADALCAZAR	463	B01	577	152	223	5	4	4	5	33	0	426	20	446	
2	17	GUADALCAZAR	464	B01	454	66	174	41	1	1	16	17	0	320	13	333	
2	17	GUADALCAZAR	465	B01	387	81	108	1	8	1	1	18	0	218	19	237	
2	17	GUADALCAZAR	465	C01	387	87	83	3	15	4	4	28	0	224	17	241	
2	17	GUADALCAZAR	466	B01	535	118	182	0	2	0	11	19	0	332	28	360	
2	17	GUADALCAZAR	466	C01	534	93	195	2	5	1	9	19	0	324	25	349	
2	17	GUADALCAZAR	467	B01	238	115	18	0	1	1	1	23	0	159	6	165	

Marca Error	Porcentaje de Votacion Emitida	Porcentaje de Votos Nulos	Error Nulos	CAPTURADA	PAN-PT-FMC-PNA
	68.20702%	4.60705%			1
	73.74302%	0.75758%			1
	69.38776%	1.63399%			1
	67.01031%	1.53846%			1
	74.27466%	6.77083%	VERIFICAR NU		1
	68.80131%	4.05728%			1
	69.40789%	4.97630%			1
	74.00000%	1.62126%			1
	75.13228%	5.63380%	VERIFICAR NU		1
	68.70027%	4.63320%			1
	77.20207%	4.69799%			1
	66.08315%	5.62914%	VERIFICAR NU		1
	64.81224%	4.50644%			1
	72.51773%	3.66748%			1
	69.32624%	3.06905%			1
	69.85816%	1.77656%			1
	72.38018%	6.18537%	VERIFICAR NU		1
	73.51275%	3.46821%			1
	70.43847%	3.21285%			1
	75.56008%	5.66038%	VERIFICAR NU		1
	74.74542%	2.99728%			1
	77.31707%	3.78549%			1
	75.85866%	8.68167%	VERIFICAR NU		1
	69.21120%	8.82333%	VERIFICAR NU		1
	71.89542%	4.54545%			1
	68.31683%	6.88406%	VERIFICAR NU		1
	72.95285%	3.74150%			1
	64.56693%	3.65854%			1
	78.70370%	9.41176%	VERIFICAR NU		1
	74.25000%	4.04040%			1
	79.67807%	2.02020%			1
	70.83333%	1.96078%			1
	69.33333%	9.61538%	VERIFICAR NU		1
	65.89862%	8.39161%	VERIFICAR NU		1
	64.44781%	5.39906%	VERIFICAR NU		1
	77.29636%	4.48430%			1
	73.34862%	3.90380%			1
	61.24011%	8.01688%	VERIFICAR NU		1
	62.27390%	7.05394%	VERIFICAR NU		1
	67.28972%	7.77778%	VERIFICAR NU		1
	65.35581%	7.16332%	VERIFICAR NU		1
	69.32773%	3.63636%			1

42 17,713 3,679 6,267 216 122 279 205 1,153 3 11,924 598 12,522 42 5,438

% de Votacion 29.380% 50.048% 1.725% 0.974% 2.228% 1.637% 9.208% 0.024% 95.224% 4.776% 43.428%
20.668% 0.000% 48.323% 49.074% 47.820% 48.411% 6.620%

1er
6,267

RESUMEN

PARTIDO (S)	CANDIDATOS	VOTOS	%	DIF. CON EL 1º LUGAR
CPSL		6,267	50.05%	0.000%
PRD		216	1.72%	48.323%
PAN-PT-FMC-PNA	FILIBERTO LOPEZ MALDONADO	5,438	43.43%	6.620%
	NO REGISTRADOS	3	0.02%	
	VOTOS NULOS	598	4.78%	
	TOTAL	12,522	100.00%	