








| Dto Local | Codigo | No Mpio | Municipio | Seccion | Tipo | Lista Nominal | ALIANZA | | | | | | ALIANZA | | FORMULAS NO REGISTRADAS | VOTOS NULOS | VOTACION VALIDA EMITIDA | VOTACION EMITIDA | COXCATLAN | | | |
|---------------|--------|---------|-----------|---------|------|---------------|--|--|--|-------------------------|--|--|--|------------------------|----------------------------|----------------|-------------------------|------------------|--|-------------------------|------------------------|----------------|
| | | | | | | |  |  |  | PAN-PRD-PT |  |  |  | PRI-PVEM-PNA | | | | |  | PAN-PRD-PT | PRI-PVEM-PNA | |
| | | | | | | | OMAR ALBERTO SONI BULOS | OMAR ALBERTO SONI BULOS | OMAR ALBERTO SONI BULOS | OMAR ALBERTO SONI BULOS | MANUEL MORALES RAMIREZ | MANUEL MORALES RAMIREZ | MANUEL MORALES RAMIREZ | MANUEL MORALES RAMIREZ | LORENZO HERNANDEZ GUERRERO | | | | | OMAR ALBERTO SONI BULOS | MANUEL MORALES RAMIREZ | |
| 13 | 2 | 14 | COXCATLAN | 371 | B01 | 543 | 101 | 1 | 2 | 22 | 94 | 11 | 23 | 29 | 132 | 0 | 5 | 415 | 420 | 126 | 157 | |
| 13 | 2 | 14 | COXCATLAN | 371 | C01 | 542 | 112 | 2 | 2 | 17 | 114 | 3 | 30 | 29 | 108 | 0 | 11 | 417 | 428 | 133 | 176 | |
| 13 | 2 | 14 | COXCATLAN | 371 | C02 | 542 | 115 | 5 | 1 | 15 | 98 | 1 | 32 | 20 | 120 | 0 | 14 | 407 | 421 | 136 | 151 | |
| 13 | 2 | 14 | COXCATLAN | 372 | B01 | 384 | 55 | 5 | 3 | 4 | 103 | 6 | 6 | 13 | 67 | 0 | 19 | 262 | 281 | 67 | 128 | |
| 13 | 2 | 14 | COXCATLAN | 372 | C01 | 383 | 52 | 8 | 0 | 11 | 91 | 4 | 3 | 14 | 91 | 0 | 13 | 274 | 287 | 71 | 112 | |
| 13 | 2 | 14 | COXCATLAN | 373 | B01 | 651 | 91 | 2 | 2 | 12 | 186 | 11 | 19 | 24 | 118 | 0 | 17 | 465 | 482 | 107 | 240 | |
| 13 | 2 | 14 | COXCATLAN | 374 | B01 | 631 | 152 | 4 | 4 | 12 | 140 | 11 | 8 | 16 | 116 | 0 | 30 | 463 | 493 | 172 | 175 | |
| 13 | 2 | 14 | COXCATLAN | 375 | B01 | 395 | 73 | 1 | 0 | 8 | 90 | 6 | 10 | 21 | 73 | 0 | 7 | 282 | 289 | 82 | 127 | |
| 13 | 2 | 14 | COXCATLAN | 375 | C01 | 395 | 86 | 2 | 6 | 8 | 85 | 7 | 13 | 15 | 68 | 0 | 14 | 290 | 304 | 102 | 120 | |
| 13 | 2 | 14 | COXCATLAN | 376 | B01 | 613 | 120 | 1 | 5 | 10 | 168 | 6 | 5 | 31 | 71 | 0 | 16 | 417 | 433 | 136 | 210 | |
| 13 | 2 | 14 | COXCATLAN | 377 | B01 | 450 | 71 | 3 | 2 | 8 | 48 | 2 | 4 | 8 | 130 | 0 | 14 | 276 | 290 | 84 | 62 | |
| 13 | 2 | 14 | COXCATLAN | 377 | C01 | 450 | 96 | 0 | 3 | 7 | 58 | 2 | 10 | 7 | 141 | 0 | 9 | 324 | 333 | 106 | 77 | |
| 13 | 2 | 14 | COXCATLAN | 378 | B01 | 386 | 91 | 2 | 3 | 8 | 90 | 0 | 4 | 7 | 91 | 0 | 5 | 296 | 301 | 104 | 101 | |
| 13 | 2 | 14 | COXCATLAN | 378 | C01 | 385 | 95 | 0 | 0 | 6 | 97 | 1 | 1 | 11 | 69 | 0 | 16 | 280 | 296 | 101 | 110 | |
| 13 | 2 | 14 | COXCATLAN | 379 | B01 | 424 | 105 | 2 | 0 | 12 | 87 | 1 | 1 | 19 | 78 | 0 | 18 | 305 | 323 | 119 | 108 | |
| 13 | 2 | 14 | COXCATLAN | 379 | C01 | 424 | 110 | 0 | 0 | 17 | 86 | 2 | 1 | 14 | 78 | 0 | 15 | 308 | 323 | 127 | 103 | |
| 13 | 2 | 14 | COXCATLAN | 380 | B01 | 436 | 95 | 0 | 2 | 5 | 86 | 2 | 6 | 6 | 113 | 0 | 21 | 315 | 336 | 102 | 100 | |
| 13 | 2 | 14 | COXCATLAN | 381 | B01 | 562 | 82 | 4 | 5 | 12 | 98 | 6 | 3 | 19 | 104 | 0 | 25 | 333 | 358 | 103 | 126 | |
| 13 | 2 | 14 | COXCATLAN | 381 | C01 | 561 | 79 | 4 | 3 | 16 | 125 | 2 | 3 | 19 | 74 | 0 | 21 | 325 | 346 | 102 | 149 | |
| 13 | 2 | 14 | COXCATLAN | 381 | C02 | 561 | 81 | 2 | 3 | 14 | 131 | 2 | 1 | 8 | 108 | 0 | 18 | 350 | 368 | 100 | 142 | |
| 13 | 2 | 14 | COXCATLAN | 382 | B01 | 690 | 123 | 13 | 1 | 13 | 147 | 5 | 1 | 16 | 143 | 0 | 39 | 462 | 501 | 150 | 169 | |
| 13 | 2 | 14 | COXCATLAN | 383 | B01 | 720 | 152 | 6 | 4 | 13 | 235 | 4 | 2 | 11 | 71 | 0 | 22 | 498 | 520 | 175 | 252 | |
| 13 | 2 | 14 | COXCATLAN | 383 | EX1 | 435 | 80 | 40 | 3 | 15 | 84 | 3 | 6 | 6 | 53 | 0 | 11 | 290 | 301 | 138 | 99 | |
| 23 | | | | | | | 11,563 | 2,217 | 107 | 54 | 265 | 2,541 | 98 | 192 | 363 | 2,217 | 0 | 380 | 8,054 | 8,434 | 2,643 | 3,194 |
| % de Votacion | | | | | | | 26.286% | 1.269% | 0.640% | 3.142% | 30.128% | 1.162% | 2.276% | 4.304% | 26.286% | 0.000% | 4.506% | | | | 31.337% | 37.871% |
| Dif. con 1* | | | | | | | 11.584% | 36.602% | 37.230% | 34.728% | 7.742% | 36.709% | 35.594% | 33.567% | 11.584% | 37.871% | 33.365% | | | 6.533% | 0.000% | |

NOTA: La columna de codigo indica la fuente de donde se tomaron los datos siendo los siguientes, 0.- no se pudieron obtener resultados, 1.- datos tomados del acta de EyC de casilla, 2 datos tomados del acta de recuento que se levanto en el organismo correspondiente.