









Dto Local	Nom Mpio	Municipio	No. de Seccion	Tipo	Lista Nominal									CANDIDATURAS COMUNES		FORMULAS NO REGISTRADAS	VOTACION VALIDA EMITIDA	VOTOS NULOS	VOTACION EMITIDA	Marca Error	Porcentaje de Votacion Emitida	Porcentaje de Votas Nulos	Error Nulos	CAPTURADA	TOTAL CC		
														REYNA JUDITH ALVAREZ AVILA	ANTONIO GONZALEZ MAYA										PRI-PVEM	PRD-PT-PMC	
2	30	SAN NICOLAS TOLENTINO	1148	B01	663	317	10	4	2	30	17	1	30	14	4	0	429	16	445		67.11916%	3.59551%			1	54	11
2	30	SAN NICOLAS TOLENTINO	1149	B01	215	65	15	1	6	9	1	0	12	14	1	0	124	3	127		59.06977%	2.36220%			1	38	8
2	30	SAN NICOLAS TOLENTINO	1150	B01	218	15	21	2	1	21	22	0	26	16	1	0	125	6	131		60.09174%	4.58015%			1	58	4
2	30	SAN NICOLAS TOLENTINO	1151	B01	330	49	4	17	5	19	34	1	62	14	7	0	212	9	221		66.96970%	4.07240%			1	37	30
2	30	SAN NICOLAS TOLENTINO	1152	B01	371	61	17	3	1	31	31	0	54	21	2	0	221	6	227		61.18598%	2.64317%			1	69	6
2	30	SAN NICOLAS TOLENTINO	1153	B01	630	52	14	2	5	31	237	0	60	14	0	0	415	15	430		68.25397%	3.48837%			1	59	7
2	30	SAN NICOLAS TOLENTINO	1154	B01	111	25	2	3	2	2	22	1	8	8	0	0	73	1	74		66.66667%	1.35135%			1	12	6
2	30	SAN NICOLAS TOLENTINO	1155	B01	398	35	17	24	3	40	35	1	53	32	2	0	242	12	254		63.81910%	4.72441%			1	89	30
2	30	SAN NICOLAS TOLENTINO	1156	B01	316	16	18	2	1	28	91	1	20	13	2	0	192	9	201		63.60759%	4.47761%			1	59	6
2	30	SAN NICOLAS TOLENTINO	1157	B01	93	14	5	20	2	2	4	2	7	0	3	0	59	2	61		65.59140%	3.27869%			1	7	27
2	30	SAN NICOLAS TOLENTINO	1158	B01	351	76	24	15	6	34	17	2	10	31	13	0	228	11	239		68.09117%	4.60251%			1	89	36
2	30	SAN NICOLAS TOLENTINO	1159	B01	696	67	30	93	6	25	36	14	73	36	64	0	444	23	467		66.90544%	4.92505%			1	91	177
2	30	SAN NICOLAS TOLENTINO	1159	CD1	697	54	33	64	9	26	23	16	91	44	73	0	433	18	451		64.70588%	3.99113%			1	103	162

13 5,091 846 210 250 49 298 570 39 506 257 172 0 3,197 131 3,328 13 765 510

1er

846

% de Votacion 25.421% 6.310% 7.512% 1.472% 8.954% 17.127% 1.172% 15.204% 7.722% 5.168% 0.000% 96.064% 3.936% 22.987% 15.325%
0.000% 19.111% 17.909% 23.948% 16.466% 8.293% 24.249% 10.216% 2.434% 10.096%

RESUMEN

PARTIDO (S)	CANDIDATOS	VOTOS	%	DIF. CON EL 1º LUGAR
PAN		846	25.42%	0.000%
PCP		570	17.13%	8.293%
PNA		506	15.20%	10.216%
PRI-PVEM	REYNA JUDITH ALVAREZ AVILA	765	22.99%	2.434%
PRD-PT-PMC	ANTONIO GONZALEZ MAYA	510	15.32%	10.096%
	NO REGISTRADOS	0	0.00%	
	VOTOS NULOS	131	3.94%	
	TOTAL	3,328	100.00%	