











Dto Local	Nom Mpio	Municipio	No. de Seccion	Tipo	Lista Nominal	PARTIDOS POLITICOS Y COALICIONES								CANDIDATURAS COMUNES				FORMULAS NO REGISTRADAS	VOTACION VALIDA EMITIDA	VOTOS NULOS	VOTACION EMITIDA	Marca Error	Porcentaje de Votacion Emitida	Porcentaje de Votos Nulos	Error Nulos	CAPTURADA	TOTAL CC	TOTAL CC
																RED-PNA	PT-PMC										PAN-PNA	PT-PMC
1	48	VILLA DE GUADALUPE	1587	B01	520	84	112	11	11	4	38	5	20	32	0	317	7	324		62.30769%	2.16049%			1	109	81		
1	48	VILLA DE GUADALUPE	1587	E01	406	66	100	26	6	1	31	5	21	17	0	273	8	281		69.21182%	2.84698%			1	92	54		
1	48	VILLA DE GUADALUPE	1588	B01	599	69	125	7	18	0	50	3	30	49	0	351	3	354		59.09850%	0.84746%			1	102	117		
1	48	VILLA DE GUADALUPE	1589	B01	212	47	60	0	5	0	5	5	18	2	0	142	9	151		71.22642%	5.96026%	VERIFICAR NUI		1	70	12		
1	48	VILLA DE GUADALUPE	1590	B01	639	101	133	28	20	3	32	9	52	24	0	402	20	422		66.04069%	4.73934%			1	162	76		
1	48	VILLA DE GUADALUPE	1591	B01	235	11	48	6	11	2	23	3	10	17	0	131	3	134		57.02128%	2.23881%			1	24	51		
1	48	VILLA DE GUADALUPE	1592	B01	96	20	47	0	9	0	9	0	0	0	0	76	2	78		81.25000%	2.56410%			1	20	9		
1	48	VILLA DE GUADALUPE	1593	B01	451	43	88	7	20	0	35	3	6	30	0	232	9	241		53.43681%	3.73444%			1	52	85		
1	48	VILLA DE GUADALUPE	1594	B01	112	19	11	2	9	1	19	0	0	0	0	61	2	63		56.25000%	3.17460%			1	19	28		
1	48	VILLA DE GUADALUPE	1595	B01	122	5	15	1	8	0	31	1	1	13	0	75	2	77		63.11475%	2.59740%			1	7	52		
1	48	VILLA DE GUADALUPE	1596	B01	409	45	77	6	11	0	46	5	11	22	0	223	9	232		56.72372%	3.87931%			1	61	79		
1	48	VILLA DE GUADALUPE	1597	B01	418	49	107	12	17	1	45	1	14	35	0	281	8	289		69.13876%	2.76817%			1	64	97		
1	48	VILLA DE GUADALUPE	1598	B01	709	104	210	41	13	3	29	6	52	41	0	499	3	502		70.80395%	0.59761%			1	162	83		
1	48	VILLA DE GUADALUPE	1598	E01	212	29	54	8	4	0	9	2	19	5	0	130	8	138		65.09434%	5.79710%	VERIFICAR NUI		1	50	18		
1	48	VILLA DE GUADALUPE	1599	B01	415	100	112	28	3	1	4	4	40	3	0	295	13	308		74.21687%	4.22078%			1	144	10		
1	48	VILLA DE GUADALUPE	1600	B01	190	34	71	2	2	0	6	1	17	1	0	134	2	136		71.57895%	1.47059%			1	52	9		
1	48	VILLA DE GUADALUPE	1601	B01	534	40	174	39	5	31	9	12	15	3	0	328	16	344		64.41948%	4.65116%			1	67	17		
1	48	VILLA DE GUADALUPE	1601	E01	412	64	58	73	0	6	6	38	13	1	0	259	12	271		65.77670%	4.42804%			1	115	7		
1	48	VILLA DE GUADALUPE	1602	B01	291	33	96	31	4	2	11	4	29	5	0	215	11	226		77.66323%	4.86726%			1	66	20		
1	48	VILLA DE GUADALUPE	1603	B01	323	27	88	16	22	7	15	3	7	15	0	200	11	211		65.32508%	5.21327%	VERIFICAR NUI		1	37	52		
						20	7,305	990	1,786	344	198	62	444	110	375	315	0	4,624	158	4,782					20	1,475	957	
						% de Votacion	20.703%	37.348%	7.194%	4.141%	1.297%	9.285%	2.300%	7.842%	6.587%	0.000%	96.696%	3.304%									30.845%	20.013%
							16.646%	0.000%	30.155%	33.208%	36.052%	28.064%	35.048%														6.504%	17.336%

1er
1,786

RESUMEN

PARTIDO (S)	CANDIDATOS	VOTOS	%	DIF. CON EL 1° LUGAR
CPSL		1,786	37.35%	0.000%
PRD		344	7.19%	30.155%
PCP		62	1.30%	36.052%
PAN-PNA	JUAN LOPEZ JR	1,475	30.84%	6.504%
PT-PMC	J. INES COMPEAN RANGEL	957	20.01%	17.336%
	NO REGISTRADOS	0	0.00%	
	VOTOS NULOS	158	3.30%	
	TOTAL	4,782	100.00%	