








Dto Local	Nom Mpio	Municipio	No. de Seccion	Tipo	Lista Nominal								CANDIDATURAS COMUNES		FORMULAS NO REGISTRADAS	VOTACION VALIDA EMITIDA	VOTOS NULOS	VOTACION EMITIDA	Marca Error	Porcentaje de Votacion Emitida	Porcentaje de Votos Nulos	Error Nulos	CAPTURADA	TOTAL CC	TOTAL CC
													PEDRO ALBERTO TOVAR GARCIA	VICTORINO PALDINO GUILLEN										PAN-PNA	PRD-PCP-PMC
11	S	CARDENAS	78	B01	381	55	122	20	8	2	2	8	29	10	0	256	9	265		69.55381%	3.39623%	1		92	34
11	S	CARDENAS	78	CD1	381	46	130	16	14	4	2	13	15	11	0	251	8	259		67.97900%	3.08880%	1		74	33
11	S	CARDENAS	79	B01	582	78	145	28	13	20	5	10	36	11	0	346	14	360		61.85567%	3.88889%	1		124	64
11	S	CARDENAS	79	CD1	582	81	138	27	16	17	7	11	44	9	0	350	18	368		63.23024%	4.89130%	1		136	60
11	S	CARDENAS	79	CD2	581	93	171	28	13	13	10	15	44	11	0	398	12	410		70.56799%	2.92683%	1		152	62
11	S	CARDENAS	80	B01	584	93	194	12	15	7	6	30	32	6	0	395	2	397		67.97945%	0.50378%	1		155	31
11	S	CARDENAS	80	CD1	583	84	182	16	9	9	5	15	28	12	0	360	4	364		62.43568%	1.09890%	1		127	42
11	S	CARDENAS	81	B01	378	48	138	15	5	1	2	12	10	6	0	237	4	241		63.75661%	1.65975%	1		70	24
11	S	CARDENAS	81	CD1	378	49	123	25	2	9	1	17	15	4	0	245	4	249		65.87302%	1.60643%	1		81	39
11	S	CARDENAS	82	B01	478	69	163	12	22	4	5	19	20	13	0	327	9	336		70.29289%	2.67857%	1		108	34
11	S	CARDENAS	83	B01	680	165	215	9	16	20	4	17	26	4	0	476	3	479		70.44118%	0.62630%	1		208	37
11	S	CARDENAS	84	B01	497	101	145	15	13	8	1	3	26	7	0	319	12	331		66.59960%	3.62538%	1		130	31
11	S	CARDENAS	84	CD1	497	75	166	23	28	5	0	8	29	4	0	338	8	346		69.61771%	2.31214%	1		112	32
11	S	CARDENAS	85	B01	633	100	212	26	14	5	10	10	29	13	0	419	17	436		68.87836%	3.89908%	1		139	54
11	S	CARDENAS	85	CD1	633	106	218	27	9	10	2	13	25	9	0	419	8	427		67.45656%	1.87354%	1		144	48
11	S	CARDENAS	86	B01	683	136	192	19	19	15	3	32	42	6	0	464	12	476		69.69253%	2.52101%	1		210	43
11	S	CARDENAS	87	B01	513	77	174	10	13	10	9	23	26	7	0	349	7	356		69.39571%	1.96629%	1		126	36
11	S	CARDENAS	88	B01	635	100	146	28	19	9	5	8	34	2	0	351	13	364		57.32283%	3.57143%	1		142	44
11	S	CARDENAS	89	B01	538	86	177	14	15	3	2	22	17	10	0	346	14	360		66.91450%	3.88889%	1		125	29
11	S	CARDENAS	90	B01	489	79	163	11	16	7	4	7	23	7	0	317	7	324		66.25767%	2.16049%	1		109	29
11	S	CARDENAS	90	CD1	488	74	168	19	17	4	3	13	21	1	0	320	7	327		67.00820%	2.14067%	1		108	27
11	S	CARDENAS	91	B01	390	41	101	21	12	21	3	5	22	11	0	237	13	250		64.10256%	5.20000%	VERIFICAR NUI		68	56
11	S	CARDENAS	92	B01	277	44	67	5	9	8	4	6	19	1	0	163	3	166		59.92780%	1.80723%	1		69	18
11	S	CARDENAS	93	B01	721	116	172	20	7	10	3	5	58	12	0	403	22	425		58.94591%	5.17647%	VERIFICAR NUI		179	45
11	S	CARDENAS	94	B01	280	59	49	12	2	6	1	4	25	5	0	163	10	173		61.78571%	5.78035%	VERIFICAR NUI		88	24
11	S	CARDENAS	95	B01	494	71	108	4	6	2	1	9	40	2	0	243	15	258		52.22672%	5.81395%	VERIFICAR NUI		120	9
11	S	CARDENAS	96	B01	353	100	90	6	12	1	3	9	24	7	0	252	9	261		73.93768%	3.44828%	1		133	17
11	S	CARDENAS	97	B01	238	52	7	4	5	2	2	3	19	2	0	146	5	151		63.98305%	3.31126%	1		74	10
			<b>28</b>	<b>13,945</b>	<b>2,278</b>	<b>4,126</b>	<b>472</b>	<b>349</b>	<b>232</b>	<b>105</b>	<b>347</b>	<b>778</b>	<b>203</b>	<b>0</b>	<b>8,890</b>	<b>269</b>	<b>9,159</b>						<b>28</b>	<b>3,403</b>	<b>1,012</b>
					<b>% de Votacion</b>	<b>24.872%</b>	<b>45.049%</b>	<b>5.153%</b>	<b>3.810%</b>	<b>2.533%</b>	<b>1.146%</b>	<b>3.789%</b>	<b>8.494%</b>	<b>2.216%</b>	<b>0.000%</b>	<b>97.063%</b>	<b>2.937%</b>							<b>37.155%</b>	<b>11.049%</b>
						<b>20.177%</b>	<b>0.000%</b>	<b>39.895%</b>	<b>41.238%</b>	<b>42.516%</b>	<b>43.902%</b>	<b>41.260%</b>												<b>7.894%</b>	<b>33.999%</b>

1er  
4,126

RESUMEN				
PARTIDO (S)	CANDIDATOS	VOTOS	%	DIF. CON EL 1° LUGAR
CPSL		4,126	45.05%	0.000%
PT		349	3.81%	41.238%
PAN-PNA	PEDRO ALBERTO TOVAR GARCIA	3,403	37.15%	7.894%
PRD-PCP-PMC	VICTORINO PALDINO GUILLEN	1,012	11.05%	33.999%
	NO REGISTRADOS	0	0.00%	
	VOTOS NULOS	269	2.94%	
	<b>TOTAL</b>	<b>9,159</b>	<b>100.00%</b>	