











DIPUTADOS LOCALES 2009			PARTIDOS POLITICOS Y COALICION										CANDIDATOS COMUNES					TOTAL CANDIDATURAS COMUNES									
Dto Local	Cabecera	Lista Nominal											PAN - PNA	PRI - PVEM	PRI - PSD	PRD - PT	PT - PSD	FORMULAS NO REGISTRADAS	VOTACION VALIDA EMITIDA	VOTOS NULOS	VOTACION EMITIDA	Porcentaje de Votacion Emitida	PAN - PANAL	PRI - PVEM	PRI - PSD	PRD - PT	PT - PSD
I	MATEHUALA	114,949	19,593	25,160	1,827	2,388	3,691	1,567	486	1,872	258		1,099					20	57,961	3,129	61,090	53.15%	22,564				
II	CERRITOS	85,081	17,934	21,286	3,974	1,802	2,695	547		674	233		767					30	49,942	2,968	52,910	62.19%	19,375				
III	SANTA MARIA DEL RIO	90,046	19,759	16,950	1,507	681	5,587	3,728		2,645	214		1,113					76	52,260	2,775	55,035	61.12%	23,517				
IV	SALINAS	113,754	19,339	16,201	8,950	6,241	4,264	5,493	1,072	1,645			2,361			1,065		32	66,663	3,981	70,644	62.10%	23,345			16,256	
V	SAN LUIS POTOSI	130,451		22,062	4,543	953	6,119	1,989	725			21,052						37	57,480	4,904	62,384	47.82%					
VI	SAN LUIS POTOSI	134,541	19,853	18,484	3,237	1,078	6,541	3,350	590	3,070			1,192					62	57,457	4,538	61,995	46.08%	24,115				
VII	SAN LUIS POTOSI	139,247	30,699	19,674	2,627	1,441	7,529	3,321		3,047			2,164					116	70,618	6,472	77,090	55.36%	35,910				
VIII	SAN LUIS POTOSI	132,529	16,975	20,658	2,000	1,302	8,286	4,914	610	1,763			816	786				65	58,175	3,726	61,901	46.71%	19,554	29,730			
IX	SOLEDAD DE GRACIANO SANCHEZ	146,121	14,806	16,369	7,428	1,946	9,592	10,334	1,275	2,485	931		1,115			311		68	66,660	5,037	71,697	49.07%	18,406			9,685	
X	RIOVERDE	116,643		16,975	1,942	2,357	1,679	324	1,039		191	29,304						29	53,840	2,964	56,804	48.70%					
XI	CARDENAS	97,139	16,199	22,297	3,505	2,181	2,057	3,012		4,123	391		285			161		33	54,244	3,402	57,646	59.34%	20,607			5,847	
XII	CIUDAD VALLES	115,620	17,492	19,449	1,758	952	8,753	3,808	1,614	1,276	288		1,269					11	56,670	2,879	59,549	51.50%	20,037				
XIII	TAMUIN	109,392	18,018	24,362	8,348	3,777	2,386	4,686		2,895	1,133		1,460		1,633			81	68,779	4,294	73,073	66.80%	22,373		27,128		
XIV	TANCANHUITZ	100,095	22,921	25,663	6,978	723	1,356	1,630	225	950	211		1,931					19	62,607	5,275	67,882	67.82%	25,802				
XV	TAMAZUNCHALE	103,659	21,604	20,140	5,660	1,232	3,763	1,218	516	5,241	361		1,602				81	88	61,506	4,858	66,364	64.02%	28,447				1,674
Total		1,729,267	255,192	305,730	64,284	29,054	74,298	49,921	8,152	31,686	4,211	50,356	17,174	786	1,633	1,537	81	767	894,862	61,202	956,064	55.29%	304,052	29,730	27,128	31,788	1,674
													21211														
% de la Votación Emitida			26.69%	31.98%	6.72%	3.04%	7.77%	5.22%	0.85%	3.31%	0.44%	5.27%	1.80%	0.08%	0.17%	0.16%	0.01%	0.08%	93.60%	6.40%	100.00%		31.80%	3.11%	2.84%	3.32%	0.18%